

Asian stock markets closed broadly lower on Monday, as uncertainty over US tax reform continued to weigh on sentiment and investors awaited a number of data points, including US and UK inflation data. Chinese stocks continued to rise, however, driven by financials and Beijing's deregulation of the sector.

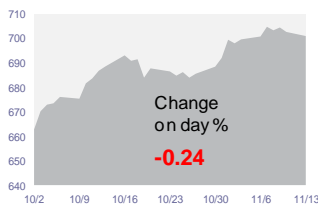
European stock markets closed lower on Monday, although they recovered somewhat towards the end of the trading day after the US markets started to rise. Reports that UK Prime Minister May's leadership was to be challenged by members of her party and continued concerns over the lack of progress on Brexit negotiations weighed on markets.

US stock markets closed higher on Monday after initial weakness, partly due to the uncertain outlook for tax reform, subsided. It was a quiet day for US economic data, with investors watching for any progress from President Trump's Asia tour and awaiting the release of data points later in the week.

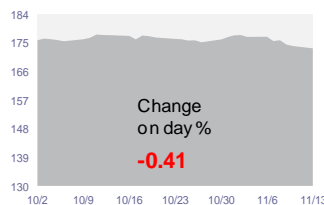
US treasury yields rose marginally on Monday, as investors awaited the release of US inflation and growth data this week. Investors also anticipated speeches by key central bank heads at the European Central Bank on Tuesday.

Crude oil futures gained amid speculation OPEC would extend its supply cuts at its meeting at the end of the month.

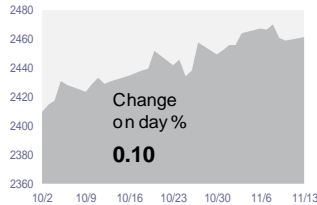
Asia (ex Japan) Equity



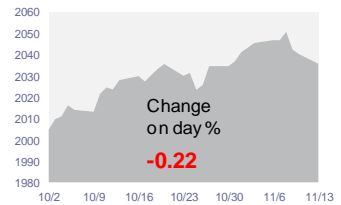
Europe (ex UK) Equity



US Equity



World Equity



Data as of

November 13, 2017

US Indexes	Last	% Chg	%YTD Chg
Dow Jones Industrial Average	23,439.70	0.07	18.61
Nasdaq Composite	6,757.60	0.10	25.53
S&P 500	2,584.84	0.10	15.45
S&P 500 Volatility (Vix)	11.50	1.86	-18.09
MSCI US	2,461.16	0.10	15.58

Europe Indexes	Last	% Chg	%YTD Chg
Euro Stoxx 50	3,574.52	-0.54	8.63
FTSE 100 (UK)	7,415.18	-0.24	3.81
DAX (Germany)	13,074.42	-0.40	13.88
CAC-40 (France)	5,341.63	-0.73	9.86
FTSE MIB Index (Italy)	22,437.64	-0.55	16.65
Ibex35 (Spain)	10,049.90	-0.42	7.46
MSCI Europe ex UK	173.42	-0.41	9.55

Asia Indexes	Last	% Chg	%YTD Chg
S&P/ASX (Australia)	6,021.77	-0.13	12.31
NZX 50 Index (New Zealand)	7,976.43	0.03	15.92
Hang Seng (Hong Kong)	29,182.18	0.21	32.64
Hang Seng China Enterprise Index	11,684.51	-0.52	24.37
Jakarta Composite Index (Jakarta)	6,021.46	-0.01	13.68
KLCI (Malaysia)	1,737.49	-0.27	5.83
KOSPI (Korea)	2,530.35	-0.50	25.28
PSEI (Philippines)	8,330.02	-1.23	21.77
BSE Sensex 30 (India)	33,033.56	-0.84	24.06
SET (Thailand)	1,687.05	-0.13	9.34
Shanghai SE Composite (Shanghai)	3,447.84	0.44	11.09
Shanghai Shenzhen CSI 300 Index (A-shares)	4,128.07	0.39	24.71
MSCI China Index (H-shares)^	89.18	-0.01	52.05
Straits Times Index (Singapore)	3,419.13	-0.03	18.69
Topix (Japan)	1,783.49	-0.94	19.76
Nikkei 225 (Tokyo)	22,380.99	-1.32	19.10
Taiwan Taiex Index (Taiwan)	10,683.92	-0.45	15.46
Ho Chi Minh Stock Index	879.34	1.28	32.26
MSCI Asia ex Japan	700.94	-0.24	36.28

World Index	Last	% Chg	%YTD Chg
MSCI World Index	2035.71	-0.22	16.25

Others	Last	% Chg	%YTD Chg
Bovespa (Brazil)	72,475.16	0.43	20.34
Mexbol (Mexico)	48,002.43	-0.05	5.17
MSCI Latin America	2,738.66	(0.61)	17.00
MSCI Emerging Markets	1,123.26	(0.46)	30.27

Government Bonds - 10 Yr Benchmark (Yield/bid)	Last	Net Chg	Net YTD Chg
US Generic Govt 10-year	2.41	0.01	-0.04
UK Govt 10-year Note Generic	1.33	-0.01	0.09
German Govt Bonds 10-year	0.42	0.01	0.21
Italy Govt Bonds 10-year	1.83	-0.01	0.02
Japan Govt Bonds 10-year	0.05	0.01	0.01
Singapore Govt Bonds 10-year	2.17	0.00	-0.30

Bond Indexes	Last	% Chg	%YTD Chg
Citigroup World Govt Bond	Holiday	Holiday	1.04
JP Morgan Asian Credit +	214.12	-0.05	5.49
JP Morgan EMBI Eurobonds +	669.29	0.14	7.75
Citigroup US HY Market	Holiday	Holiday	5.98
JP Morgan Asian HY Corp +	286.22	-0.22	6.47

Interest rate	Last	Net Chg	Net YTD Chg
LIBOR USD 3-month #	Holiday	Holiday	0.42

Commodities +	Last	% Chg	%YTD Chg
Oil (Light Crude)	56.76	0.04	5.58
Gold	1,278.90	0.37	10.98

Currencies (Base Currency: 1 USD)	Last	% Chg	%YTD Chg
Euro	0.86	-0.05	10.60
Yen	113.31	0.09	2.74
Pound	0.76	-0.51	6.64
AUD	1.31	-0.31	5.37
SGD	1.36	-0.10	5.99

Source: Eastspring Investments (Singapore) Limited., MSCI from Bloomberg in USD terms. ^MSCI China Index (H-shares): HKD. All data extracted from Bloomberg are in local currency terms except those denoted by "+", which are in USD terms. % Chg and net change refers to the change compared to previous trading day. YTD stands for year to date. # Libor rates come from British Bankers Association. NA represents not available.

For more information contact: content@eastspring.com | T: +65 6349 9100

DISCLAIMER

This document is produced by Eastspring Investments (Singapore) Limited and issued in:

- **Singapore and Australia (for wholesale clients only)** by Eastspring Investments (Singapore) Limited (UEN: 199407631H), which is incorporated in Singapore, is exempt from the requirement to hold an Australian financial services licence and is licensed and regulated by the Monetary Authority of Singapore under Singapore laws which differ from Australian laws.
- **Hong Kong** by Eastspring Investments (Hong Kong) Limited and has not been reviewed by the Securities and Futures Commission of Hong Kong.
- **Indonesia** by PT Eastspring Investments Indonesia, an investment manager that is licensed, registered and supervised by the Indonesia Financial Services Authority (OJK).
- **Malaysia** by Eastspring Investments Berhad (531241-U).
- **United States of America (for institutional clients only)** by Eastspring Investments (Singapore) Limited (UEN: 199407631H), which is incorporated in Singapore and is registered with the U.S Securities and Exchange Commission as a registered investment adviser.
- **European Economic Area (for professional clients only) and Switzerland (for qualified investors only)** by Eastspring Investments (Luxembourg) S.A., 26, Boulevard Royal, 2449 Luxembourg, Grand-Duchy of Luxembourg, registered with the Registre de Commerce et des Sociétés (Luxembourg), Register No B 173737.
- **United Kingdom (for professional clients only)** by Eastspring Investments (Luxembourg) S.A. - UK Branch, 125 Old Broad Street, London EC2N 1AR.
- **Chile (for institutional clients only)** by Eastspring Investments (Singapore) Limited (UEN: 199407631H), which is incorporated in Singapore and is licensed and regulated by the Monetary Authority of Singapore under Singapore laws which differ from Chilean laws.

The afore-mentioned entities are hereinafter collectively referred to as **Eastspring Investments**.

The views and opinions contained herein may not necessarily represent views expressed or reflected in other Eastspring Investments' communications. This document is solely for information purposes and does not have any regard to the specific investment objective, financial situation and/or particular needs of any specific persons who may receive this document. This document is not intended as an offer, a solicitation of offer or a recommendation, to deal in shares of securities or any financial instruments. It may not be published, circulated, reproduced or distributed without the prior written consent of Eastspring Investments. Reliance upon information in this posting is at the sole discretion of the reader. Please consult your own professional adviser before investing.

Investment involves risk. Past performance and the predictions, projections, or forecasts on the economy, securities markets or the economic trends of the markets are not necessarily indicative of the future or likely performance of Eastspring Investments or any of the funds managed by Eastspring Investments.

Information herein is believed to be reliable at time of publication. Data from third party sources may have been used in the preparation of this material and Eastspring Investments has not independently verified, validated or audited such data. Where lawfully permitted, Eastspring Investments does not warrant its completeness or accuracy and is not responsible for error of facts or opinion nor shall be liable for damages arising out of any person's reliance upon this information. Any opinion or estimate contained in this document may subject to change without notice.

Eastspring Investments (excluding JV companies) companies are ultimately wholly-owned/indirect subsidiaries/associate of Prudential plc of the United Kingdom. Eastspring Investments companies (including JV's) and Prudential plc are not affiliated in any manner with Prudential Financial, Inc., a company whose principal place of business is in the United States of America.

For more information contact: content@eastspring.com | T: +65 6349 9100